

# DMMB

## DESIGN

Commercial & Industrial Lighting Specialists

**LASER LINEAR  
LIGHTING SYSTEM**

- **MODULE**
- **SEQUENCE**
- **MENADA**

**PROUDLY AUSTRALIAN OWNED & OPERATED**



## LAZER LINEAR LIGHT RANGE

Lazer module offers a unique alternative option, for plaster ceilings, where a recessed, clutter free ceiling space is required. Lazer uses the latest T5 ballast and tube technology. Comes with Standard Opal Readed Diffuser.

Low Profile T5 Linear Fluorescent Luminare. Can be ceiling or wall recessed. Single or overlapping tubes. Ideal for any application where excellent uniformity & continuous light effect are required.

CONTROL GEAR: Vossloh Schwabe Integral, Slimline Electronic T5 Interchangeable Gear Tray.  
 FINISH: Extruded Aluminum Housing, 98% Pure Aluminum Reflector, Satin Acrylic

### Accessories:

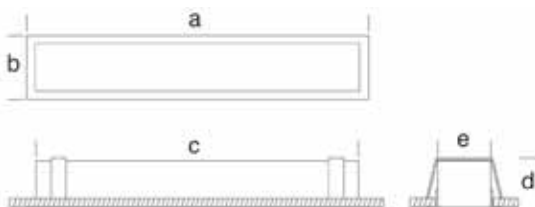
- Semi Specular 29 Cell Flat Blade
- Analogue Dimming System
- Low Voltage options can be added.

Detailed Photometric Data is available on request.

Gear Tray & lamps to run specification



R.A.L White 9016



Item code	Dimensions					Cut Out (mm)
	A	B	C	D	E	
LAZER MODULE 14 Watt	605	78	600	90	65	580 x 65
LAZER MODULE 24 Watt	605	78	600	90	65	580 x 65
LAZER MODULE 28 Watt	1205	78	1185	90	65	1185 x 65
LAZER MODULE 35 Watt	1495	78	1490	90	65	1480 x 65
LAZER MODULE 54 Watt	1205	78	1185	90	65	1185 x 65

**LAZER LIGHT**



## LAZER SEQUENCE RANGE

The Lazer Sequence range offer a unique alternative option for plaster ceilings. The slim lines of the Lazer sequence are both Architecturally pleasing, and at the same time clutter free. Lazer Sequence can be run continuously up to 6.5mtr. without the need for joining, and with our unique overlapping tube process, offers the user, unbroken clean white lines of light. Uses the latest T5 ballast & tube Technology comes with Standard Opal Readed diffuser.

Item code	Dimensions	
		Cut Out (mm)
LAZER SEQUENCE 14 Watt	Gear Tray & lamps to run specification	65
LAZER SEQUENCE 24 Watt	Gear Tray & lamps to run specification	65
LAZER SEQUENCE 28 Watt	Gear Tray & lamps to run specification	65
LAZER SEQUENCE 35 Watt	Gear Tray & lamps to run specification	65
LAZER SEQUENCE 54 Watt	Gear Tray & lamps to run specification	65

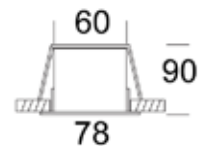
### Accessories:

- Semi specula flat blade louver
- Analogue dimming
- Low voltage options can be added.

R.A.L White 9016



### Recessed



LAZER LIGHT



## LAZER MENADA RANGE

The "Lazer Menada" range offers an architecturally pleasing alternative to recessing. Lazer Menada is available in both module or continuous, suspended and surface mounted options.

The Menada can be run continuously for up to 6.5 metres, without the need for joining and with our unique overlapping tube process, offers the user clean, white lines of light. Menada uses the latest in T5 tube and ballast technology. Suspension modules come complete with stainless steel cables and supports to suit.

Comes with standard opal reeded diffuser. Low Profile T5 Linear Fluorescent Luminare. Can be ceiling / wall mounted or suspended. Single or overlapping tubes. Opal reeded Diffuse. Ideal for any application where excellent uniformity & continuous light effect are required.

CONTROL GEAR: Vossloh Schwabe Integral, Slimline Electronic T5 Interchangeable Gear Tray.  
 FINISH: Extruded Aluminum Housing, 98% Pure

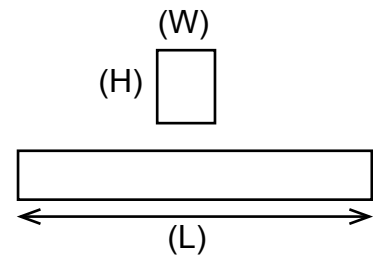
Item code	Description	Dim. L x W x H (mm)
LAZER MENADA 14 Watt	Gear Tray & lamps to run specification	580 x 60 x 90
LAZER MENADA 24 Watt	Gear Tray & lamps to run specification	580 x 60 x 90
LAZER MENADA 28 Watt	Gear Tray & lamps to run specification	1185 x 60 x 90
LAZER MENADA 35 Watt	Gear Tray & lamps to run specification	1480 x 60 x 90
LAZER MENADA 54 Watt	Gear Tray & lamps to run specification	1185 x 60 x 90

### Accessories:

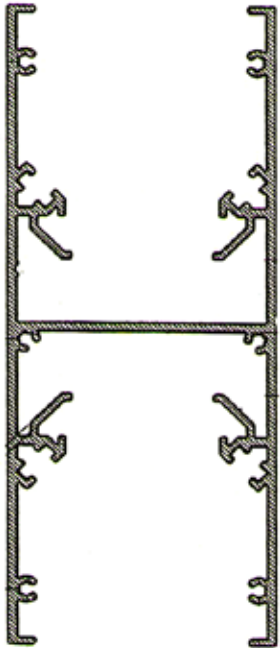
- Semi specula flat blade louver
- Analogue dimming
- Low voltage options can be added.

R.A.L White 9016

Info on detailed photometric data available on request



## LAZER DUO RANGE



The "Lazer Duo" range offers an architecturally pleasing alternative to suspended pendants. Lazer Duo is available in both module or continuous options.

The Duo can be run continuously for up to 6.5 metres, without the need for joining and with our unique overlapping tube process, offers the user clean, white lines of light. Duo uses the latest in T5 tube and ballast technology.

Comes with standard opal reeded diffuser, stainless steel cables and supports to suit. Low Profile T5 Linear Fluorescent Luminare. Can be ceiling suspended or wall mounted. Single or overlapping tubes. Opal reeded Diffuser. Ideal for any application where excellent uniformity & continuous light effect are required.

CONTROL GEAR: Vossloh Schwabe Integral, Slimline Electronic T5 Interchangeable Gear Tray.

FINISH: Extruded Aluminum Housing, 98% Pure

Item code	Description	Dim. L x W x H (mm)
LAZER MENADA 14 Watt	Gear Tray & lamps to run specification	580 x 60 x 150
LAZER MENADA 24 Watt	Gear Tray & lamps to run specification	580 x 60 x 150
LAZER MENADA 28 Watt	Gear Tray & lamps to run specification	1185 x 60 x 150
LAZER MENADA 35 Watt	Gear Tray & lamps to run specification	1480 x 60 x 150
LAZER MENADA 54 Watt	Gear Tray & lamps to run specification	1185 x 60 x 150

### Accessories:

- Semi specula flat blade louver
- Analogue dimming
- Low voltage options can be added.

R.A.L White 9016

Info on detailed photometric data available on request

